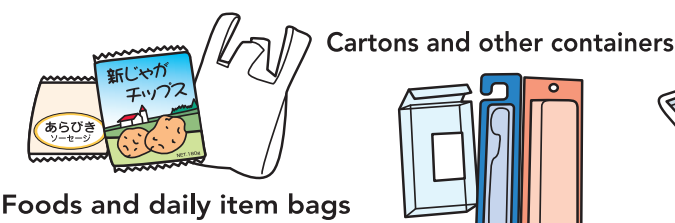


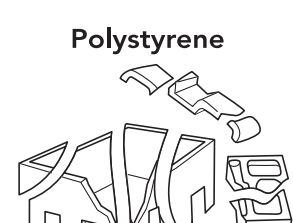


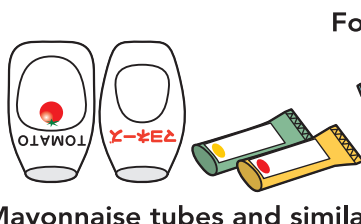
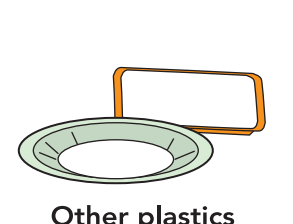




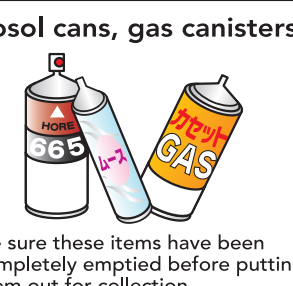

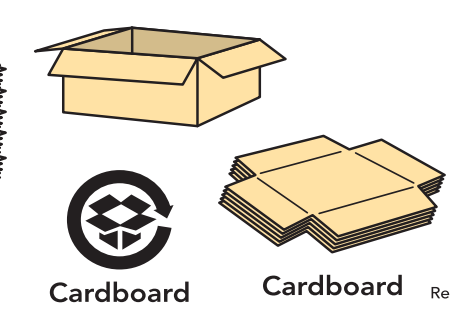
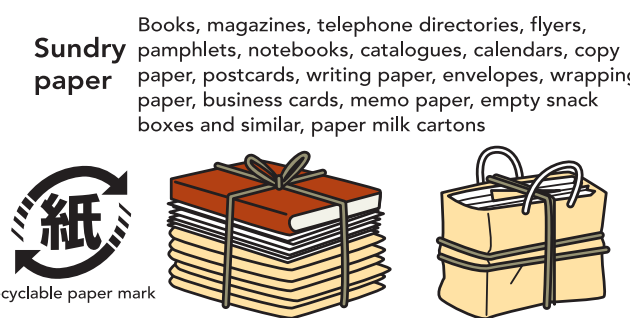


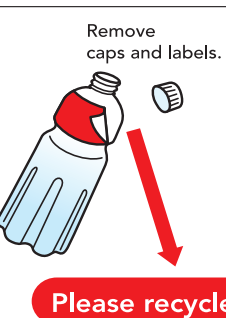








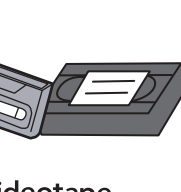
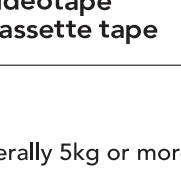


How to separate garbage and put it out for collection

☆ Be sure to use transparent or semi-transparent garbage bags; not black ones.

☆ Be sure to put the correct category of garbage out for collection by 8:00 a.m. on the correct day.

| Category Collection | Examples of acceptable kinds of garbage | How to put your garbage out for collection |
|----------------------------------------------------|-----------------------------------------------------------------------------------------------------------------------------------------------------------------------------------------------------------------------------------------------------------------------------------------------------------------------------------------------------------------------------------------------------------------------------------------------------------------------------------------------------------------------------------------------------------------------------------------------------------------------------------------------------------------------------------------------------------------------------------------------------------------------------------------------------------------------------------------------------------------------------------------------------------------------------------------------------------------------------------------------------------------------------------------------------------------------------------------------------------------------------------------------------------|---------------------------------------------------------------------------------------------------------------------------------------------------------------------------------------------------------------------------------------------------------------------------------------------------------------------------------------------------------------------------------------------------------------------------------|
| Plastics Weekly | <p>Cartons and other containers</p>  <p>Foods and daily item bags</p>  <p>Food trays</p>  <p>Polystyrene</p>  <p>Food and daily item bottles</p>  <p>Food packs and cups</p>  <p>Mayonnaise tubes and similar</p>  <p>Other plastics</p>  <p>★ Only items displaying this mark are considered plastic containers or packaging</p>  | <ul style="list-style-type: none"> ● Polystyrene items should be no bigger than 30cm. ● Wash all dirty items before putting them out for collection. ● Make sure all items are empty before putting them out for collection. * Disposable lighters and safety razors may be put out for collection as burnable garbage. * Return white polystyrene trays to the supermarket. |
| Cans, bottles Twice monthly | <p>Empty cans, bottles</p>  <p>Food cans</p>  <p>Drinks</p>  <p>Aerosol cans, gas canisters</p>  <p>* Be sure these items have been completely emptied before putting them out for collection.</p> <p>Cans and bottles of drinks, cosmetics, and medical items (white glass bottles are classified as small non-burnable garbage)</p> | <ul style="list-style-type: none"> ● Put cans and bottles in the same bag. ● Wash all cans and bottles before putting them out for collection. ● Make sure all aerosol cans and gas canisters have been completely emptied before putting them out for collection. * Take returnable bottles (sake, beer) back to the retailer for recycling wherever possible. |
| Paper, cloth Twice monthly | <p>Newspapers</p>  <p>Newspapers, tabloids, community newsletters (no flyers)</p> <p>Cardboard</p>  <p>Sundry paper</p>  <p>Books, magazines, telephone directories, flyers, pamphlets, notebooks, catalogues, calendars, copy paper, postcards, writing paper, envelopes, wrapping paper, business cards, memo paper, empty snack boxes and similar, paper milk cartons</p> <p>Cloth</p>  <p>Old cloth Used clothes (incl. sweaters, shirts), handkerchiefs, thin sheets, thin curtains, towels, rags, leather jackets, etc.</p> | <ul style="list-style-type: none"> ● Bundle papers into parcels able to be carried in one hand, and tie them up with string. ● Put shredded paper into old envelopes or paper bags. ● Place items in a clear bag and put them out for collection. * Futons, floor cushions, blankets and rugs are classified as oversize garbage. |
| PET bottles Twice monthly | <p>PET</p>  <ul style="list-style-type: none"> ● Soft drink bottles ● Liquor bottles ● Soy sauce bottles ● Non-oil salad dressing bottles ● Vinegar and seasoning bottles ● Mirin-type flavoring bottles <p>Remove caps and labels.</p>  <p>Please recycle caps and labels with plastics</p>  | <ul style="list-style-type: none"> ● Put caps and labels out for collection with plastic garbage. ● Wash bottles before putting them out for collection. |
| Small non-burnable garbage Twice monthly | <p>Ceramics: Bowls, cups, vases, urns</p> <p>Metals: Pots, kettles, knives, spoons, metal skewers, corkscrews, can openers, foldable umbrellas, snack cans and similar, powdered milk cans, laver seaweed cans, aluminium trays, aluminium containers, wire coat hangers, dry-cell batteries, etc.</p> <p>Small appliances: Hair dryers, electric shavers, alarm clocks, portable radios, etc.</p> <p>Glass: Glass panes, fluorescent light tubes, light bulbs, mirrors, cosmetic containers (white coloured), glass crockery, etc.</p>  | <ul style="list-style-type: none"> * Button-type batteries, NiCad, lithium and mercury batteries should be returned to a retail shop which has a battery recycling box.  |
| Burnable garbage Twice weekly | <p>Kitchen scraps</p>  <p>Paper scraps</p>  <p>Cloth scraps</p>  <p>Leather</p>  <p>Rubber</p>  <p>Videotape</p>  <p>Cassette tape</p>  | <ul style="list-style-type: none"> ● Be sure to drain water thoroughly from food scraps. |
| Oversize garbage [Charges apply] | <p>(1) Items more than 30cm on one side (furniture, bedding, kitchen items, bicycles, audio equipment)</p> <p>(2) Items smaller than 30cm on one side but which are too heavy to be easily carried on one hand (generally 5kg or more)</p> | <p>To arrange collection of oversize garbage, call 0797-87-3363</p> <p>Oversize garbage should either be delivered directly to the Clean Center or collected by city authorities. Either way, arrangements must be made in advance.</p> |

“Kizuna Collection”

Takarazuka City is currently carrying out the “Kizuna Collection” system to collect domestic garbage at households’ doorstep. This service is for elderly citizens and disabled persons who live alone and usually have difficulties to bring their garbage out to the collection sites. There is a condition to use this service, so please contact the Clean Center Administration Section for details.

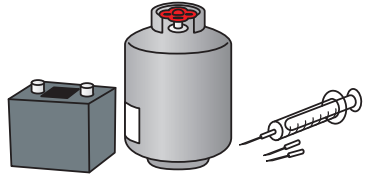
Clean Center Administration Section (phone : 0797-87-7883)

Garbage the city cannot collect or process

Arrange to have these items collected by the retailer or a specialist collection business.


Hazardous items

◆ Fire extinguishers and canisters, petrol oil, paints, batteries, IV needles



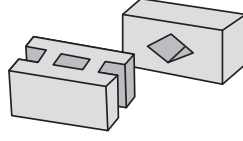
Un-processable items

◆ Tyres, pianos, fireproof safes, oil heaters



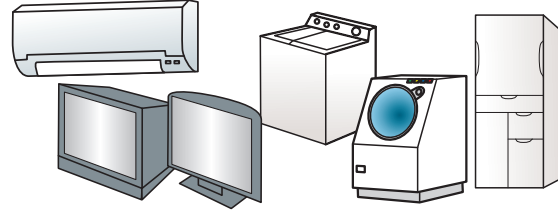
Industrial waste

◆ Bricks, concrete, drums, construction-site waste



Items specified under the Home Appliance Recycling Law

◆ Air conditioners, televisions, flat-screen televisions, refrigerators and freezers, washing machines, clothes dryers



Computers

(incl. self-built computers)

Please call the PC 3R Promotion Center
Phone: 03-5282-7685
Fax: 03-3233-6091
URL: <http://www.pc3r.jp>

For more details, contact the Clean Center Administration Section (phone: 0797-87-4844)

Collection days by area

(Garbage collected as scheduled on public holidays)

| Group | Town | Burnable garbage | Plastics | Cans, bottles | Paper, cloth | PET bottles | Small non-burnable garbage |
|-----------------|---------------------------------------------------------------------------------------------------------------------------------------------------------------------------------------------------------------------------------------------------------------------------------------------------------|------------------|----------|----------------|----------------|----------------|----------------------------|
| 1 Group | Kuchitani Nishi 1- thru 3-chome; Kuchitani Higashi 1- thru 3-chome; Hirai 7-chome; Minami Hibarigaoka 1- thru 3-chome; Yamamoto Nozato 1- thru 3-chome; Yamamoto Maruhashi 1- thru 4-chome; Yamamoto Minami 1- thru 3-chome | Mon. & Thu. | Tue. | 1st & 3rd Fri. | 2nd & 4th Wed. | 2nd & 4th Fri. | 1st & 3rd Wed. |
| 2 Group | Obuki-cho; Kashio 1- & 2-chome; Taisei-cho; Takatsukasa 1-chome; Nakano-cho | Mon. & Thu. | Tue. | 2nd & 4th Fri. | 1st & 3rd Wed. | 1st & 3rd Fri. | 2nd & 4th Wed. |
| 3 Group | Kirihata Aza Nagaosan; Komano-cho; Takatsukasa 2- thru 5-chome; Nagaodai 1- & 2-chome; Hanayashiki Soen 1- thru 4-chome; Hanayashiki Tsutsujigaoka; Hanayashiki Matsugaoka; Hibarigaoka 1- thru 4-chome; Hibarigaoka Yamate 1- & 2-chome; Hirai 1- thru 6-chome; Hirai Sanso; Fujigaoka | Mon. & Thu. | Tue. | 2nd & 4th Wed. | 1st & 3rd Fri. | 1st & 3rd Wed. | 2nd & 4th Fri. |
| 4 Group | Isoshi 1- thru 3-chome; Obayashi 1- thru 5-chome; Sakasegawa 1-chome; Suehiro-cho; Toyo-cho; Taniguchi-cho; Fukui-cho | Mon. & Thu. | Wed. | 2nd & 4th Tue. | 2nd & 4th Fri. | 1st & 3rd Tue. | 1st & 3rd Fri. |
| 5 Group | Isoshi 4-chome; Kamei-cho; Komyo-cho; Goshonoma-cho; Suenari-cho; Takamatsu-cho; Miyuki-cho | Mon. & Thu. | Wed. | 2nd & 4th Fri. | 2nd & 4th Tue. | 1st & 3rd Fri. | 1st & 3rd Tue. |
| 6 Group | Sakasegawa 2-chome; Shinmeiwa-cho; Chigusa 1- thru 4-chome; Tono-cho; Nigawa Asahigaoka; Nigawa Uguisudai; Nigawa Kita 1- thru 3-chome; Nigawadai; Nigawa Takadai 1- & 2-chome; Nigawa Takamaru 1- thru 3-chome; Nigawa Danchi; Nigawa Tsukimigaoka; Nigawa Miyanishi-cho; Yashiro-cho; Nigawa Seifudai | Mon. & Thu. | Fri. | 1st & 3rd Wed. | 1st & 3rd Tue. | 2nd & 4th Tue. | 2nd & 4th Wed. |
| 7 Group | Oaza Obayashi; Oaza Kurando; Sakasedai 1- thru 6-chome; Nakasu 1- & 2-chome; Nogami 1- thru 6-chome; Yuzurihadai 1- thru 3-chome; | Mon. & Thu. | Fri. | 1st & 3rd Tue. | 1st & 3rd Wed. | 2nd & 4th Wed. | 2nd & 4th Tue. |
| 8 Group | Isoshi 2-chome (container); Isoshi 4-chome (container); Kawamo Aza Nagaoyama; Sumiregaoka 1- thru 4-chome; Takamatsu-cho (container) | Mon. & Thu. | Fri. | 2nd & 4th Wed. | 2nd & 4th Tue. | 1st & 3rd Wed. | 1st & 3rd Tue. |
| 9 Group | Aobadai 1- & 2-chome; Oaza Isoshi; Umeno-cho; Jurakuso; Chojugaoka; Tsukimiyama 1- & 2-chome; Hikarigaoka 1- & 2-chome; Hoshoen; Hobai 1- thru 3-chome; Minamiguchi 1- & 2-chome; Mukoyama 1- & 2-chome; Momijigaoka; Yumoto-cho | Tue. & Fri. | Mon. | 2nd & 4th Wed. | 1st & 3rd Thu. | 2nd & 4th Thu. | 1st & 3rd Wed. |
| 10 Group | Kawamo 1- thru 6-chome; Kawamo Aza Kita Hiroasawa; Gotenyama 1- thru 4-chome; Sakae-machi 1- thru 3-chome; Sakuragaoka | Tue. & Fri. | Mon. | 1st & 3rd Thu. | 2nd & 4th Wed. | 1st & 3rd Wed. | 2nd & 4th Thu. |
| 11 Group | Izumigaoka; Kiyoshi Kojin 1- thru 5-chome; Oaza Maitani; Mefu 2- thru 4-chome; Mefugaoka; Mefu Kiyoshigaoka; Mefu Yamate-cho | Tue. & Fri. | Mon. | 2nd & 4th Thu. | 2nd & 4th Wed. | 1st & 3rd Thu. | 1st & 3rd Wed. |
| 12 Group | Nishitani district | Tue. & Fri. | Mon. | 2nd & 4th Wed. | 1st & 3rd Wed. | 1st & 3rd Thu. | 2nd & 4th Thu. |
| 13 Group | Akura Nishi 1- & 2-chome; Asahi-machi 1- thru 3-chome; Kogetsu-cho; Kohama 1- thru 5-chome; Tsurunoso; Maitani 1- & 2-chome; Miza 1- & 2-chome; Miyano-cho; Mukogawa-cho | Tue. & Fri. | Wed. | 2nd & 4th Mon. | 2nd & 4th Thu. | 1st & 3rd Thu. | 1st & 3rd Mon. |
| 14 Group | Akura Naka 1- thru 6-chome; Akura Nishi 3- & 4-chome; Akura Minami 1- thru 4-chome; Kanai-cho, Yayoi-cho | Tue. & Fri. | Wed. | 2nd & 4th Thu. | 2nd & 4th Mon. | 1st & 3rd Mon. | 1st & 3rd Thu. |
| 15 Group | Akura Minami 1-chome (container); Izumi-cho (container); Kiyoshi Kojin 1-chome (container); Nakasuji 9-chome (container); Mefu Higashino-cho (container); Nakayama Sakuradai 5- & 6-chome (container); Nakayama Satsukidai 7-chome | Tue. & Fri. | Thu. | 1st & 3rd Wed. | 2nd & 4th Wed. | 2nd & 4th Mon. | 1st & 3rd Mon. |
| 16 Group | Akura Kita 1- thru 5-chome; Izumi-cho; Imazato-cho; Kotobuki-cho; Hoshinoso; Mikasa-cho; Mefu 1-chome | Tue. & Fri. | Thu. | 2nd & 4th Wed. | 2nd & 4th Mon. | 1st & 3rd Wed. | 1st & 3rd Mon. |
| 17 Group | Nakasuji Yamate 5- thru 7-chome; Nakayama Sakuradai 1- thru 7-chome; Yamamoto Higashi 1- thru 3-chome; Nakayama Satsukidai 1- thru 6-chome; Yamatedai Nishi 1- thru 4-chome; Yamamoto Nishi 1- thru 3-chome; Yamatedai Higashi 1- thru 5-chome; Yamamoto 1- thru 3-chome; Yamamoto Naka 1- thru 3-chome | Tue. & Fri. | Thu. | 1st & 3rd Mon. | 1st & 3rd Wed. | 2nd & 4th Wed. | 2nd & 4th Mon. |
| 18 Group | Nakasuji 1- thru 9-chome; Nakasuji Yamate 1- thru 4-chome; Nakayama Soen; Nakayamadai 1- & 2-chome; Nakayamadera 1- thru 3-chome; Nagao-cho; Mefu Higashino-cho | Tue. & Fri. | Thu. | 1st & 3rd Wed. | 1st & 3rd Mon. | 2nd & 4th Mon. | 2nd & 4th Wed. |

* "Container" denotes designated container-collection areas only.

Enquiries ● Garbage collection : 0797-87-7883 ● Garbage processing : 0797-87-4844

Takarazuka Clean Center